

# Phonak Cassia

## Product information



Phonak Cassia, with new Spice+ processing, offers a complete range of BTE instruments and custom products for hearing instrument users with mild to profound hearing losses. While users benefit from discreet styles, wireless applications, FM connectivity and flexible control, features based on Spice+ Technology offer advanced dual-microphone directionality and multi-dimensional sound environment classification.

For detailed information visit [www.phonakpro.com](http://www.phonakpro.com)

### Key features\*

#### SoundRecover

Phonak Cassia provides access to a broad spectrum of sound by using the capabilities of the receiver and sound delivery system. This non-linear frequency compression algorithm gently compresses and shifts high frequencies, expanding perceptual bandwidth while maintaining sound quality and comfort so wearers can now enjoy a full spectrum of sounds.

#### UltraZoom Standard

UltraZoom is a directional microphone system. To ensure optimal long-term performance of the dual-microphone technology, sophisticated microphone matching and calibration are performed. Automatically activated within SoundFlow, UltraZoom is specifically designed for directional applications.

#### WhistleBlock

WhistleBlock adjusts the feedback suppression levels adaptively and continuously, applying suppression needed for each specific situation.

#### SoundFlow Standard

SoundFlow Standard employs a high-definition multi-dimensional automatic system that blends two base programs to offer accurate identification of even subtle changes in the sound environment.

#### Fitting

Software: Phonak Target 2.1 and higher, NOAH compatible  
Interfaces: iCube/NOAHlink/HI-PRO

\*Please note that some features are model dependent








0459

PHONAK

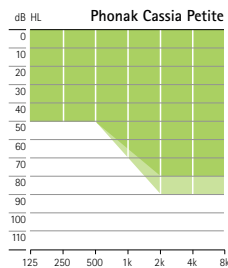
life is on

## BTE key features

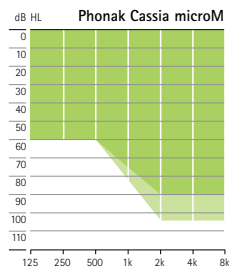
The complete range of data sheets is available on [www.phonakpro.com](http://www.phonakpro.com)

BTE	Phonak Cassia Petite	Phonak Cassia microM	Phonak Cassia M H2O	Phonak Cassia microP	Phonak Cassia SP
					
Performance profile	SlimTube HE/ HE10 680	SlimTube HE/ HE10 680	SlimTube HE/ HE10 680	SlimTube HE/ HE10 680	SlimTube HE/ HE10 680
Max. Power Output (dB SPL)					
2 cc coupler	118/125	126/132	126/131	124/129	132/133
Ear simulator	120/126	128/134	128/134	125/131	133/135
Maximum gain (dB)					
2 cc coupler	45/44	54/57	55/63	56/60	69/70
Ear simulator	51/50	59/62	59/67	60/64	74/75
Frequency range – 2 cc coupler (Hz)	<100 – 6500	<100 – 6800	<100 – 7100	<100 – 5500	<100 – 6500
Battery size	10	312	13	13	13
Working current (mA)	1.0	1.1	1.2	1.3	1.3

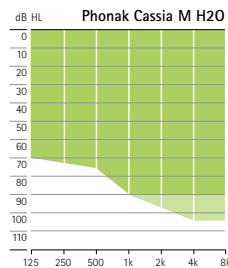
## Fitting range



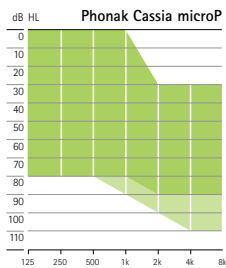
Mild to moderate hearing loss, all audiometric configurations



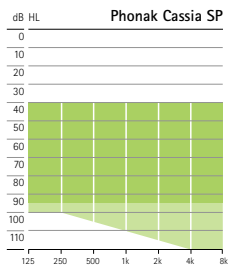
Mild to moderately-severe hearing loss, all audiometric configurations



Mild to severe hearing loss, all audiometric configurations



Mild to severe hearing loss, all audiometric configurations



Moderate to profound hearing loss, all audiometric configurations

 SlimTube HE








 Regular Tube

## Technical description

- 1 Access to programming socket
- 2 Battery compartment with ON/OFF switch
- 3 Serial number
- 4 Volume control
- 5 Program/Push button
- 6 Microphone protection
- 7 Transparent hook
- 8 Sound outlet
- 9 Dome or SlimTip (small image)
- 10 SlimTube HE (or transparent hook)



## BTE options

	Phonak Cassia Petite	Phonak Cassia microM	Phonak Cassia M H2O	Phonak Cassia microP	Phonak Cassia SP
<b>Hook</b>					
 HE10 680	S	S	S	S	S
 mini hook HE10 680	0	0	0	0	0
 HE10	0	0	0	0	0
<b>Volume control</b>					
 Version 1				S	S
 Cover				0	0
<b>Program/Push button</b>					
 Version 1	S	S	S	S	S
 Cover	0	0		0	0
<b>EasyPhone</b>			S	S	S
<b>Telecoil</b>			S	S	S
<b>SlimTube HE (open/close) with SlimTip/Dome</b>	0	0	0	0	0
<b>Nanocoating</b>	S	S	S	S	S
<b>WaterResistant – IP67*</b>			S		
<b>Tamperproof battery compartment</b>		0	0	0	0

\*IP67 indicates that the hearing aid was not damaged beyond repair after 8 hours in a dust chamber, nor after being immersed in 1 meter (3 feet) of water for 30 minutes as defined by IEC60529.

















S = Standard 0 = Optional Blank = not available

## Color options

Housing	Housing top shell with integrated microphone protection		Microphone protection
		M H2O	Petite*, microM, microP, SP
Beige (01)/Beach Beige (F6)*	Beige (01)		Gray
Mid Cloud Gray (G1)	Mid Gray (E8)		
Glacier Ice Gray (G2)	Glacier (E9)		
Light Pink (33)	Light Pink (33)		
Light Blue (34)	Light Blue (34)		
Pure Transparent (13)	Pure Transparent (13)		
Purple Transparent (38)	Purple Transparent (38)		
Mocha Taupe (F7)	Taupe (35)		Black
Dark Cliff Gray (F0)	Cliff (E6)		
Black (06)	Black (06)		
Palladium Black (70)			
Ocean Blue (G3)	Sterling (F3)		
Olive Green (G4)			
Chilli Red (G5)			
Safari Stripes (B3)	Glacier (E9)		
Savannah Beauty (B4)	Chocolate (E5)		
Chocolate (E5)/Chocolate Brown (F8)*			

**Note:** Some options are country dependent. Please refer to your local order form








## Phonak Cassia features and accessories overview

Features	Custom Products							BTE	Petite	microM	M H2O	microP	SP
	nano	10 Petite	312 Petite	312 UZ Petite	312	312 UZ	13 UZ						
UltraZoom Standard				■		■	■		■	■	■	■	■
SoundRecover	■	■	■	■	■	■	■		■	■	■	■	■
SoundFlow Standard	■	■	■	■	■	■	■		■	■	■	■	■
WhistleBlock	■	■	■	■	■	■	■		■	■	■	■	■
NoiseBlock Standard	■	■	■	■	■	■	■		■	■	■	■	■
QuickSync					■	■	■						
Acoustically Optimized Vent (AOV)	■	■	■	■	■	■	■		■	■	■	■	■
Manual programs		3	3	3	3	3	3		3	3	3	3	3
<b>Accessories</b>													
Phonak PilotOne			**	**	**	**	**	**	■	■	■	■	■
myPilot										■	■	■	■
Phonak ComPilot/iCom										■	■	■	■
Click'nTalk										■	■	■	■
Phonak TVLink S/TV Link										■	■	■	■
iCube										■	■	■	■
<b>FM receivers</b>													
MyLink+*			■	■	■	■	■	■			■	■	■
MicroMLxS or MLxi										■	■	■	■
ML13i												■	■
AS13												■	■
ML15i											■		
AS15										■			
<b>FM transmitters</b>													
inspiro			■	■	■	■	■	■		■	■	■	■
SmartLink+			■	■	■	■	■	■		■	■	■	■
ZoomLink+			■	■	■	■	■	■		■	■	■	■
EasyLink+			■	■	■	■	■	■		■	■	■	■

\* Requires iCom  
 \*\* Requires remote control option  
 \*\*\* Requires Telecoil option

## Custom Product key features

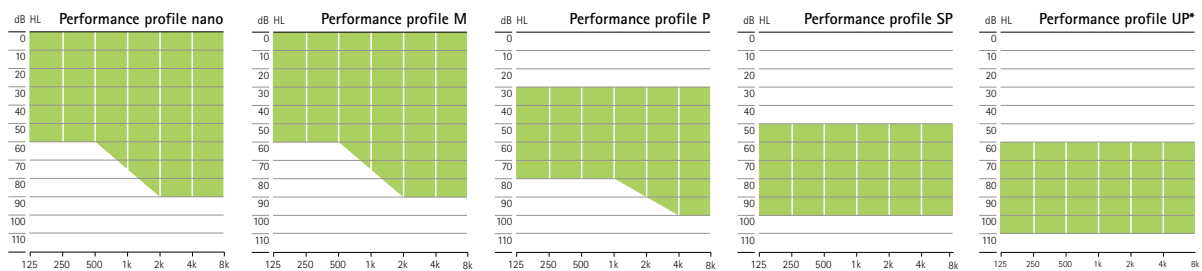
The complete range of data sheets is available on [www.phonakpro.com](http://www.phonakpro.com)

Custom Products	Phonak Cassia nano	Phonak Cassia 10 Petite	Phonak Cassia 312 Petite	Phonak Cassia 312 UZ Petite	Phonak Cassia 312	Phonak Cassia 312 UZ	Phonak Cassia 13 UZ
							
<b>Performance level</b>							
M	■	■	■	■	■	■	■
P		■	■	■	■	■	■
SP		■	■	■	■	■	■
UP*			■			■	■

Performance level	M	P	SP	UP*
<b>Maximum Power Output (dB SPL)</b>				
2 cc coupler	112	117	122	130
Ear simulator	120	123	128	135
<b>Maximum gain (dB)</b>				
2 cc coupler	40	50	60	70
Ear simulator	50	60	70	79
<b>Frequency range – 2 cc coupler (Hz)</b>	<100-7900	<100-7200	<100-7200	<100-5500
<b>Working current (mA)</b>	1.2	1.2	1.2	1.2

\*Not available in all countries

## Fitting range



Mild to moderate hearing loss, open fittings, all audiometric configurations

Mild to moderate hearing loss, open fittings, all audiometric configurations

Mild to moderately-severe hearing loss, all audiometric configurations

Moderate to severe hearing loss, all audiometric configurations

Severe to profound hearing loss, all audiometric configurations

\*Not available in all countries

## Options

	Phonak Cassia nano	Phonak Cassia 10 Petite	Phonak Cassia 312 Petite	Phonak Cassia 312 UZ Petite	Phonak Cassia 312	Phonak Cassia 312 UZ	Phonak Cassia 13 UZ
Volume control		0	0	0	0	0	0
Program switch							
TacTronic		0	0	0	0	0	0
EasyPhone		0	0	0	0	0	0
Telecoil		0	0	0	0	0	0
SmartGuard*		0	0	0	0	0	0

0 = Optional    Blank = not available  
\*Performance level M and P only

## Color options

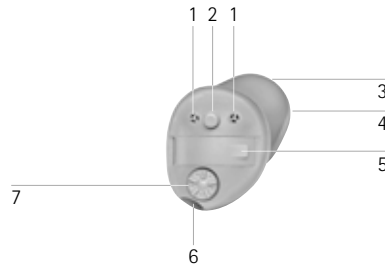
**Faceplate:** Cocoa (22), Pink (26), Brown (28), Tan (14)

**Shell:** Cocoa (22), Pink (26), Brown (28), Tan (14), Red transparent (36), Blue transparent (37), White (19), Transparent (21)

---

## Technical description

- 1 Microphone input (2 inputs on directional models)
- 2 TacTronic Button
- 3 Sound outlet
- 4 Custom made shell
- 5 Battery compartment and programming socket
- 6 Venting
- 7 Volume control



---

## CableFree Fitting with iCube\*

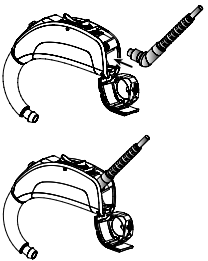


1. Switch iCube on and check the Bluetooth connection to the computer.
2. Put iCube around the patient's neck and connect the neckloop to the iCube.

\*Petite instruments are not compatible with CableFree Fitting

---

## Fitting a BTE via cable



1. Flip open the battery compartment to access the programming socket.
2. Connect the programming plug into the socket.  
Use programming cable CS-44 A (Phonak version) only.

---

## Fitting a custom product via cable



1. Open the battery compartment and lift the battery door off of the hinge using the battery compartment tool (twisting motion).
2. Connect the cable. Attach the cables with the blue and red markers to the left and the right hearing instruments, respectively.